


WARREN RUPP, INC.®

Quality System
ISO9001 Certified

Environmental
Management System
ISO14001 Certified



II 2G c T5
II 3/2 G c T5
II 2D c T100°C

SANDPIPER®

A WARREN RUPP, INC. BRAND

HIGH PRESSURE DUTY

**SH2-M Type 7
(2:1 RATIO)**

**Air-Powered
Diaphragm Pump**

ENGINEERING, PERFORMANCE
& CONSTRUCTION DATA

SANDPIPER® Model SH2-M (2:1 Ratio)

Air-powered diaphragm pump delivers discharge pressure, up to 250 psi maximum, equal to twice the inlet air pressure (2:1 ratio). Designed for filter press feed or similar applications where higher discharge pressures are required.

INTAKE/DISCHARGE PIPE SIZE 2" (50mm) NPT(F)	CAPACITY 0 to 62 gallons per minute (0 to 235 liters per minute)	AIR VALVE No-lube, no-stall design	SOLIDS-HANDLING Up to 2" (50mm)	DISCHARGE PORTING Bottom	HEAD Bottom	S UP TO 250 psi or 577 ft. of water
--	--	---------------------------------------	------------------------------------	-----------------------------	----------------	---

MATERIALS OF CONSTRUCTION

SH2-M Type 7	Suction/ Discharge Flanges	Outer Chamber	Inner Chamber	Cylinder Body	Piston	Intermediate Housing	Diaphragm Rod	Valve Seat	Hardware	Diaphragm	Flap Valve	Hinge Pad	Cylinder Cap	Shipping Weight (lbs)
DN-7-A	356-T6AL	356-T6AL	CI	PS	AL/BR	356-T6AL	416SS	316SS	PS	N	N	N	CI	138
DB-7-A	356-T6AL	356-T6AL	CI	PS	AL/BR	356-T6AL	416SS	316SS	PS	B	B	B	CI	138
DI-7-A	356-T6AL	356-T6AL	CI	PS	AL/BR	356-T6AL	416SS	316SS	PS	I	I	I	CI	138
DV-7-A	356-T6AL	356-T6AL	CI	PS	AL/BR	356-T6AL	416SS	316SS	PS	V	V	V	CI	138
DN-7-I	CI	CI	CI	PS	AL/BR	356-T6AL	416SS	316SS	PS	N	N	N	CI	160
DB-7-I	CI	CI	CI	PS	AL/BR	356-T6AL	416SS	316SS	PS	B	B	B	CI	150
DI-7-I	CI	CI	CI	PS	AL/BR	356-T6AL	416SS	316SS	PS	I	I	I	CI	150
DV-7-I	CI	CI	CI	PS	AL/BR	356-T6AL	416SS	316SS	PS	V	V	V	CI	150

(SANDPIPER® pumps are designed to be powered only by compressed air)
Temperature Limit: 212°F - 100°C MAXIMUM

Meanings of
Abbreviations:

AL = Aluminum
PS = Plated Steel

BR = Brass
B = Nitrile
SS = Stainless Steel

CI = Cast Iron
I = EPDM

N = Neoprene
V = FKM

Available
Parts Kits:

Air End Kit:
No. 476-100-000

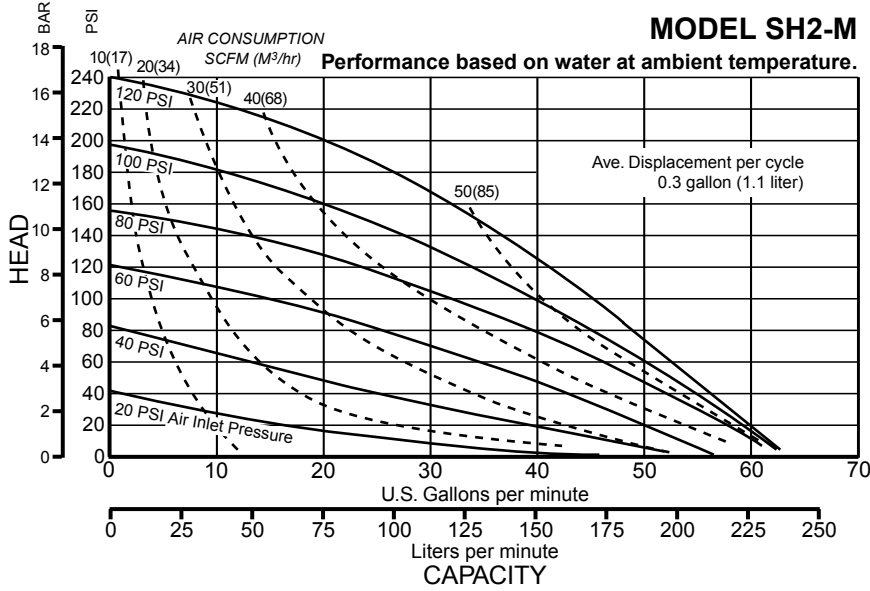
Wetted End Kits:
Nos. 476-055-365
476-055-360
476-055-364
476-055-363

SH2-M HIGH PRESSURE DUTY

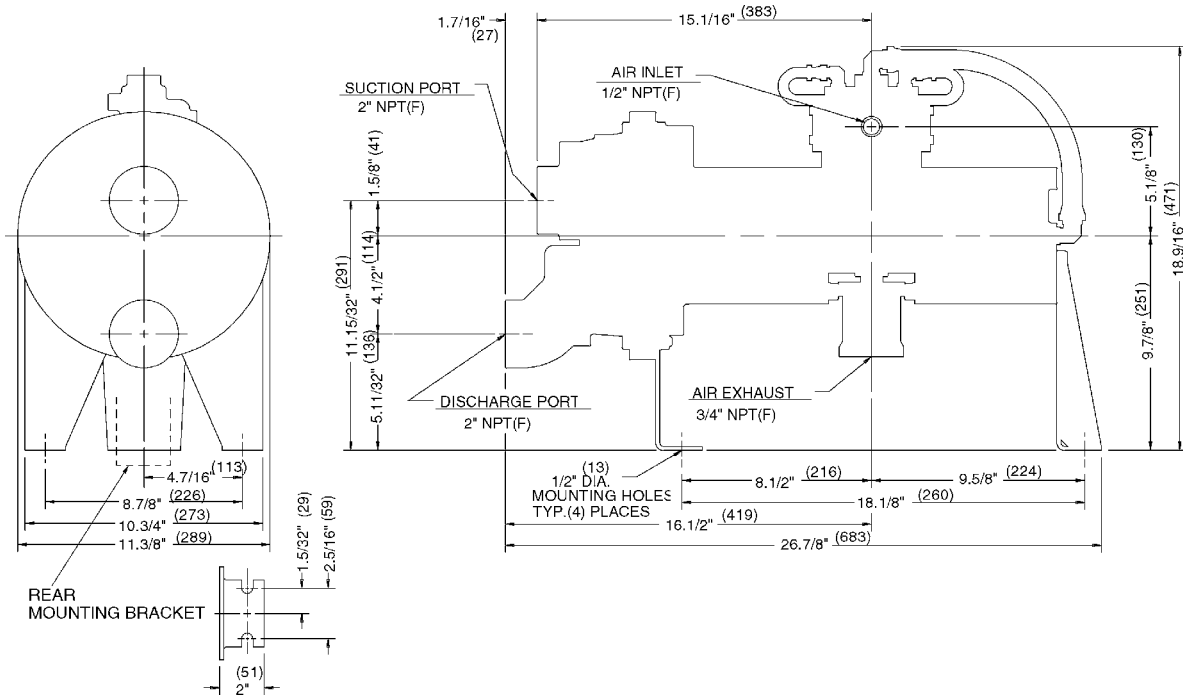


PERFORMANCE CURVE

(SANDPIPER® pumps are designed to be powered **only** by compressed air)



Dimensions are ± 1/8"
 Figures in parenthesis = millimeters



2" NPT(F) SUCTION & DISCHARGE • 1/2" NPT(F) AIR INLET PORT • 3/4" NPT(F) AIR EXHAUST PORT

Warren Rupp, Inc. • A Unit of IDEX Corporation • 800 N. Main St., Mansfield, Ohio 44902 USA
 Telephone (419) 524-8388 • Fax (419) 522-7867 • www.warrenrupp.com